

Table 8 – Fire Hazard Zone Risk Factors

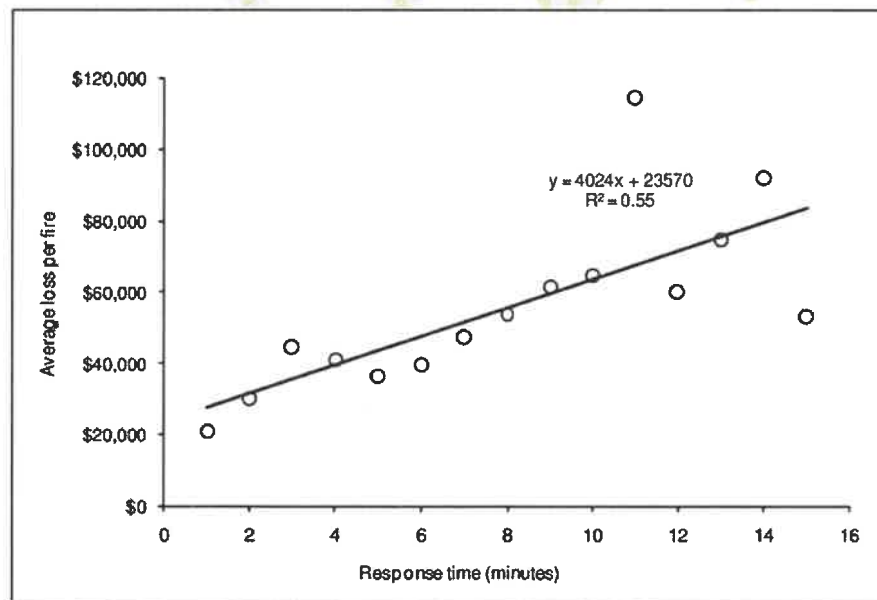
Fire Hazard Zone ¹	Score	Impact Effect	Normalization
Very High	2	120	1.20
High	1.2	112	1.12
Moderate	1	110	1.10
None	0	100	1

The Score is relative special benefit conferred for each risk zone. The Impact Factor is the relative weight for this risk factor on the overall special benefit calculation, and is the Score multiplied by 10 and added to the base value of 100.

4.) Proximity (Travel Time) Risk Factors

Timely response is a critical factor in responding to emergency calls to ensure the safety of people and protection of property. Numerous studies have confirmed this well-established understanding and the results of one such study is included with this Report. The graph below shows the linear function relationship ranking between response time and loss in dollars. Accordingly, parcels that are closer to a fire station require a shorter travel time for response, and receive a higher level of special benefit than parcels with a longer travel time.

Travel Time versus Property Loss



Source: Neil Challands "The Relationships Between Fire Service Response Time and Fire Outcomes," Fire Technology, July 2010.

Travel time from the closest of the 3 fire stations to each parcel was calculated and analyzed using Geographical Information Systems.

Refer to Appendix B for a diagram of the Response Areas Travel Time in North County FPD.

Table 9 shows the relative normalized value of travel time.

Table 9 – Travel Time Premium Factor

Travel Time	Score (\$)	Impact Effect	Normalization
<2	43,690	138	1.15
2-4	63,810	126	1.05
4-6	83,930	120	1.00
6-8	104,050	116	0.97
8-10	124,170	114	0.95
10+	144,290	112	0.93

Assessments Calculation

Each parcel's assessment is calculated by multiplying the assessment rate by the SFE benefit factor (Table 7), fire hazard zone factor (Table 8) and travel time premium factor (Table 9):

Example Calculations

Case #1: Single Family Residence in High Very Hazard Zone with a 2-4 minute Travel Time

Assessment Rate = Annual Base SFE Rate * 1.000 (from table 7) * 1.20 (from table 8) * 1.05 (from table 9) = 1.26 * Annual Base SFE Rate

Case #2: Single Family Residence in Moderate Hazard Zone with an 8-10 minute Travel Time

Assessment Rate = Annual Base SFE Rate * 1.000 (from table 7) * 1.10 (from table 8) * 0.95 (from table 9) = 1.045 * Annual Base SFE Rate

Case #3: Commercial Property on 2 Acres in High Very Hazard Zone with a 2-4 minute Travel Time

Assessment Rate = Annual Base SFE Rate * 2.8943 (from table 7) * 2 acres * 1.20 (from table 8) * 1.05 (from table 9) = 7.293636 * Annual Base SFE Rate

Case #4: Vacant Lot not in a Hazard Zone with a <2 minute Travel Time Assessment Rate = Annual Base SFE Rate * .2681 (from table 7) * 1.00 (from table 8) * 1.15 (from table 9) = 0.3083* Annual Base SFE Rate

Annual Base SFE Rate = \$100.84 for 2022-23

Appeals of Assessments Levied to Property

Any property owner who feels that the assessment levied on the subject property is in error as a result of incorrect information being used to apply the foregoing method of assessment or for any other reason, may file a written appeal with the North County FPD Fire Chief, or his or her designee. Any such appeal is limited to correction of an assessment during the then current fiscal year. Upon the filing of any such appeal, the Chief, or his or her designee, will promptly review the appeal and any information provided by the property owner. If the Chief, or his or her designee, finds that the assessment should be modified, the appropriate changes shall be made to the assessment roll. If any such changes are approved after the assessment roll has been filed with the County for collection, the Chief, or his or her designee, is authorized to refund to the property owner the amount of any approved reduction. Any dispute over the decision of the Chief, or his or her designee, shall be referred to the North County FPD Board of Directors; the decision of the Board shall be final.

Additional Background on Relative Benefit

When property owners decide how to cast their ballot for a proposed assessment, each property owner should weigh the perceived value of the Services proposed to them and their property against the proposed cost of the assessment to their property. If property owners of a certain type of property are either opposed or in support of the assessment in much greater percentages than owners of other property types, this is an indication that, as a group, these property owners perceive that the proposed assessment has relatively higher or lower “utility” or value to their property relative to owners of other property types. One can also infer from these hypothetical ballot results, that the apportionment of benefit (and assessments) was too high or too low for that property type. In other words, property owners, by their balloting, ultimately indicate if they perceive the special benefits to their property to exceed the cost of the assessment, and, as a group, whether the determined level of benefit and proposed assessment (the benefit apportionment made by the Assessment Engineer) is consistent with the level of benefits perceived by the owners of their type of property relative to the owners of other types of property.

Criteria and Policies

This sub-section describes the criteria that shall govern the expenditure of assessment funds and ensures equal levels of benefit for properties of similar type. The criteria established in this Report cannot be substantially modified; however, the Board may adopt additional criteria to further clarify certain criteria or policies established in this Report, or to establish additional criteria or policies that do not conflict with this Report.

Duration of Assessment

It is proposed that the Assessment be levied for fiscal year 2022-23 and continued every year thereafter, so long as the risk of fire on property in the Assessment District remains in existence and NCFPD Fire requires funding from the Assessment for improved fire protection and suppression services. As noted previously, if the Assessment and the duration of the Assessment are approved by property owners in an assessment ballot proceeding, the Assessment can be imposed and continued annually after the Board approves an annually updated budget and rate for the Assessment. In addition, the Board must hold an annual public hearing to continue the Assessment.

Assessment Funds Must Be Expended Within the North County FPD Area

The net available assessment funds, after incidental, administrative, financing and other costs, shall be expended exclusively for Services within the boundaries of the Assessment District, namely, the North County FPD area.

Assessment

WHEREAS, the Board of Directors of the North County Fire Protection District formed the Fire Protection and Emergency Response Services Assessment District and is proceeding with the proposed levy of assessments under California Government Code sections 50078 et seq. (the “Code”) and Article XIID of the California Constitution (the “Article”);

WHEREAS, the undersigned Engineer of Work has prepared and filed a report presenting an estimate of costs, a diagram for the Assessment District and an allocation of the estimated costs of the Services upon all assessable parcels within the Assessment District;

NOW, THEREFORE, the undersigned hereby recommends the following assessment to cover the estimated cost of said Services, including incidental costs.

The amount to be paid for said Services and the expense incidental thereto, to be paid by the Assessment District for the fiscal year 2022-23 is generally as follows:

Table 10 – Summary Cost Estimate

FISCAL YEAR 2022-23 BUDGET	
Total for Servicing	\$9,476,153
Contribution from North County Fire	(\$8,142,019)
Total Allowance for Implementation & Uncollectable Assessments	\$125,222
Total Fire Suppression & Protection Services Budget	\$1,459,356

An Assessment Diagram is hereto attached and made a part hereof showing the exterior boundaries of said Assessment District. The distinctive number of each parcel or lot of land in said Assessment District is its Assessor Parcel Number appearing on the Assessment Roll.

I do hereby assess and apportion said net amount of the cost and expenses of said Services, including the costs and expenses incident thereto, upon the parcels and lots of land within said Assessment District, in accordance with the special benefits to be received by each parcel or lot, from the Services, and more particularly set forth in the Cost Estimate and Method of Assessment hereto attached and by reference made a part hereof.

The assessment is subject to an annual adjustment tied to the Consumer Price Index-U for San Francisco-Oakland-Hayward as of December of each succeeding year (the “CPI”), with a maximum annual adjustment not to exceed 3%.

Each parcel or lot of land is described in the Assessment Roll by reference to its parcel number as shown on the Assessor's Maps of Monterey County for the fiscal year 2022-23. For a more particular description of said property, reference is hereby made to the deeds and maps on file and of record in the office of the County Recorder of Monterey County.

I hereby place opposite the Assessor Parcel Number for each parcel or lot within the Assessment Roll, the amount of the assessment for the fiscal year 2022-23 for each parcel or lot of land within the said Assessment District.

Dated: May 10, 2022

Engineer of Work

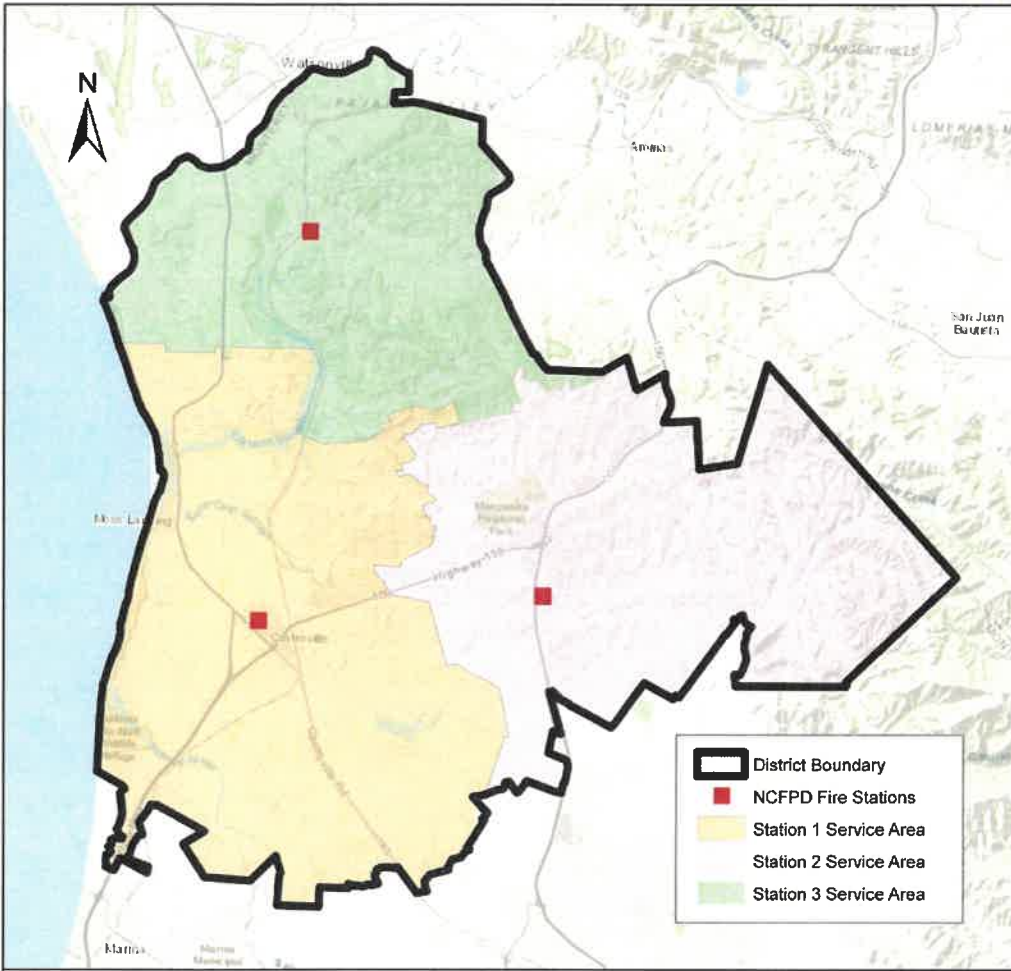


By


John W. Bliss, License No. C052091

Assessment Diagram

The Assessment District includes all properties within the boundaries of the Fire Protection and Emergency Response Services District. The boundaries of the Assessment District are displayed on the following Assessment Diagram. The lines and dimensions of each lot or parcel within the Assessment District are those lines and dimensions as shown on the maps of the Assessor of Monterey County, and are incorporated herein by reference, and made a part of this Diagram and this Report.



FILED IN THE OFFICE OF THE FIRE CHIEF OF THE NORTH COUNTY FIRE PROTECTION DISTRICT, COUNTY OF MONTEREY, CALIFORNIA, THIS _____ DAY OF _____, 2020.

CLERK OF THE BOARD

RECORDED IN THE OFFICE OF THE FIRE CHIEF OF NORTH COUNTY FIRE PROTECTION DISTRICT, COUNTY OF MONTEREY, CALIFORNIA THIS _____ DAY OF _____, 2020.

CLERK OF THE BOARD

AN ASSESSMENT WAS CONFIRMED AND LEVIED BY THE BOARD OF THE SUPERVISORS OF NORTH COUNTY FIRE PROTECTION DISTRICT, COUNTY OF MONTEREY, ON THE LOTS, PIECES AND PARCELS OF LAND ON THIS ASSESSMENT DIAGRAM ON THE _____ DAY OF _____, 2020 FOR THE FISCAL YEAR 2021-22 AND SAID ASSESSMENT DIAGRAM AND THE ASSESSMENT ROLL FOR SAID FISCAL YEAR WERE FILED IN THE OFFICE OF THE COUNTY AUDITOR OF THE COUNTY OF MONTEREY ON THE _____ DAY OF _____, 2020. REFERENCE IS HEREBY MADE TO SAID RECORDED ASSESSMENT ROLL FOR THE EXACT AMOUNT OF EACH ASSESSMENT LEVIED AGAINST EACH PARCEL OF LAND.

CLERK OF THE BOARD

FILED THIS _____ DAY OF _____, 2020 AT THE HOUR OF _____ O'CLOCK _____ M. IN THE OFFICE OF THE COUNTY TAX COLLECTOR OF THE COUNTY OF MONTEREY, STATE OF CALIFORNIA, AT THE REQUEST OF THE BOARD OF NORTH COUNTY FIRE PROTECTION DISTRICT.

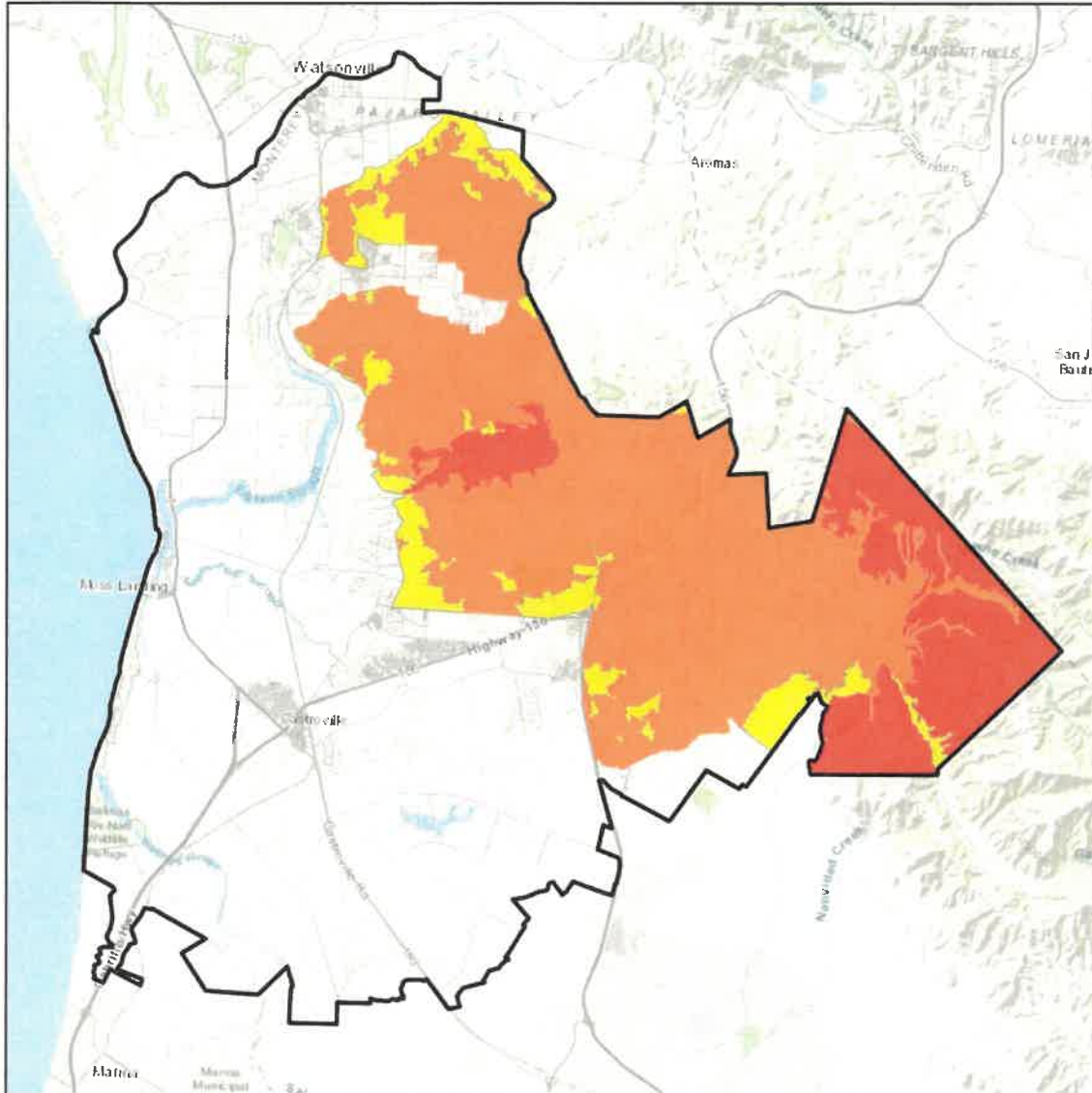
COUNTY TAX COLLECTOR, COUNTY OF MONTEREY

Note: REFERENCE IS HEREBY MADE TO THE MAPS AND DEEDS OF RECORD IN THE OFFICE OF THE ASSESSOR OF THE COUNTY OF MONTEREY FOR A DETAILED DESCRIPTION OF THE LINES AND DIMENSIONS OF ANY PARCEL SHOWN HEREIN. THOSE MAPS SHALL GOVERN FOR ALL DETAILS CONCERNING THE LINES AND DIMENSIONS OF SUCH PARCELS. EACH PARCEL IS IDENTIFIED IN SAID MAPS BY ITS DISTINCTIVE ASSESSOR'S PARCEL NUMBER.




**County of Monterey, North County Fire Protection District and Emergency Services
Assessment Diagram**

SCI Consulting Group
4745 Mangels Blvd
Fairfield, CA 94534
707-430-4300

Appendix A – Fire Hazard Areas Diagram



Fire Hazard Zones

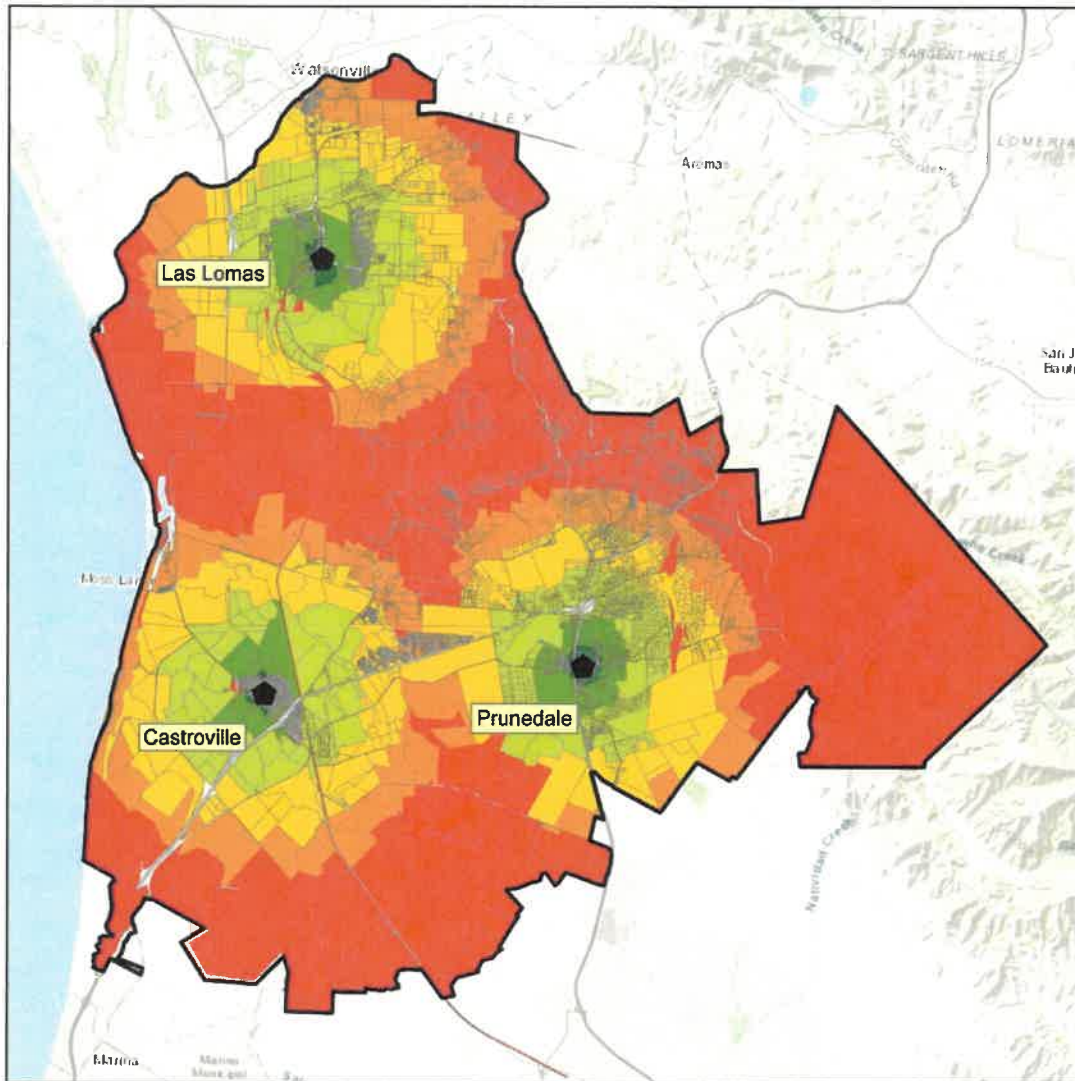
-  High
-  Moderate
-  Very High



District Boundary

North County FPD Parcels

Appendix B – Response Areas Travel Time Diagram



Appendix C – Assessment Roll, Fiscal Year 2022-23

The Assessment Roll is made part of this report and is available for public inspection during normal office hours. Each lot or parcel listed on the Assessment Roll is shown and illustrated on the latest County Assessor records and these records are, by reference, made part of this Report. These records shall govern for all details concerning the description of the lots of parcels.

DRAFT

End Notes

¹ Insurance Services Offices Inc. <http://www.rockwall.com/documents/fire/ISO.pdf>

² Institute for Business & Home Safety, "Protect Your Home Against Wildfire Damage," <http://www.ibhs.org/publications/view.asp?id=125>

³ *ibid.*, p.2

DRAFT

Consent Calendar

Note to Board: These matters include routine financial actions, appear in no particular order, and are usually approved by a single majority vote. The amount shown below is the invoice amount if exceeds \$1,000 and requires Board consent as stated in District Policy #1602: Purchasing/Expenditures, Section 4C.

Regular Board Meeting June 21, 2022

AMOUNT	VENDOR	ACCOUNT	DESCRIPTION	CHECK #
\$3,545.78	Boundtree Medical	5140	Medical Supplies	50241
	<ul style="list-style-type: none"> <i>This invoice represents EMS gloves & suction unit replacements.</i> 			
\$9,397.56	Central Fire District of Santa Cruz	5120	Maintenance of Equip.	50221
	<ul style="list-style-type: none"> <i>This invoice represents T5271 PM Service, Annual Ladder test & pump test.</i> 			
\$1,169.23	Conte's Generator Service	5120	Maintenance of Equip.	50233
	<ul style="list-style-type: none"> <i>This invoice represents Annual Service Station 2 Generator</i> 			
\$1,038.84	Edwards Truck Center	5120	Maintenance of Equip.	50192
	<ul style="list-style-type: none"> <i>This invoice represents E 5212 Annual PM service.</i> 			
\$116,853.27	LN Curtis	5050	Safety & Personnel Supplies	50225 50226 50227
	<ul style="list-style-type: none"> <i>This invoice represents Wildland gear jackets, pants. Turnouts structural jackets, pants</i> 			
\$1,989.00	Steinbeck Communications	5121	Communication Equip. Maint.	50210
	<ul style="list-style-type: none"> <i>This invoice represents Rebuilt (6) pagers for Reserve FF.</i> 			
\$2,647.97	Summit Uniforms Corp	5052	Uniform Purchase	50242
	<ul style="list-style-type: none"> <i>This invoice represents Nomex pants.</i> 			

North County Fire Protection District Check Register May 2022

May 22

Type	Date	Num	Name	Memo	Credit	Consent
Bill Pmt -Check	05/03/2022		Pinnacle Healthcare	QuickBooks generated zero amount transaction for bill payment stub		
Liability Check	05/05/2022		Quickbooks Payroll Service	Created by Payroll Service on 05/03/2022	134,624.93	Payroll
Bill Pmt -Check	05/04/2022		Pinnacle Healthcare	QuickBooks generated zero amount transaction for bill payment stub		
Liability Check	05/20/2022		Quickbooks Payroll Service	Created by Payroll Service on 05/19/2022	142,240.25	Payroll
Bill Pmt -Check	05/31/2022		Comerica	Comerica Online billing fee	6.95	
Check	05/09/2022	CCADJ		Batch Fee ID=3627101455	51.95	
Check	05/04/2022	CCADJ		Batch Fee ID=3619220355	5.67	
Check	05/06/2022	CCADJ		Batch Fee ID=3624513445	16.75	
Check	05/16/2022	CCADJ		Batch Fee ID=3638980425	10.11	
Check	05/12/2022	CCADJ		Batch Fee ID=3634082035	5.67	
Check	05/21/2022	CCADJ		Batch Fee ID=3647141515	5.96	
Check	05/20/2022	CCADJ		Batch Fee ID=3646810985	5.67	
Check	05/25/2022	CCADJ		Batch Fee ID=43596728135	109.02	
Check	05/24/2022	CCADJ		Batch Fee ID=3652279545	16.75	
Check	05/29/2022	CCADJ		Batch Fee ID=43601409575	3.00	
Check	05/31/2022	CCADJ		Batch Fee ID=43605184325	5.67	
Bill Pmt -Check	05/15/2022	Epay	Harry J. Wilson Insurancenter	Life Insurance and voluntary AD&D	357.50	
Bill Pmt -Check	05/05/2022	Epay	Vantage Trust Agent - 303077 (457)	ICMA Elective Contribution 457 plan 303077	1,962.08	Routine
Bill Pmt -Check	05/05/2022	Epay	CalPERS - 457	Calpers 457 & Roth Employee elected contributi	3,342.50	Routine
Bill Pmt -Check	05/12/2022	Epay	Comerica	Comerica Online billing fee	6.95	
Bill Pmt -Check	05/12/2022	Epay	Comerica	Comerica Online billing fee	6.95	
Bill Pmt -Check	05/12/2022	Epay	Carmel Marina Corporation	3-89015-75005 Station 1 May 2022	233.82	
Bill Pmt -Check	05/12/2022	Epay	Pacific Gas & Electric	Station 3 3394830998-5	295.63	
Bill Pmt -Check	05/12/2022	Epay	Spectrum Business	Station 2 Internet 8203110140198586	127.98	
Bill Pmt -Check	05/12/2022	Epay	Pacific Gas & Electric	Station 1 5150266741-6	122.21	
Bill Pmt -Check	05/12/2022	Epay	Pacific Gas & Electric	Station 2 6177520734-5	9.86	
Bill Pmt -Check	05/12/2022	Epay	Pacific Gas & Electric	Station 1 5400266725-8	571.68	
Bill Pmt -Check	05/12/2022	Epay	Pacific Gas & Electric	Station 2 6938152210-6	395.13	
Bill Pmt -Check	05/12/2022	Epay	AT&T Monthly	Telephone Account # 831-722-7833-2686	4.78	
Bill Pmt -Check	05/12/2022	Epay	Damm Good Water	Drinking water	115.00	
Bill Pmt -Check	05/12/2022	Epay	Santa Cruz County Bank	Payment for command vehichles May 2022	2,610.56	Routine
Bill Pmt -Check	05/24/2022	Epay	Spectrum Business	Station 1 internet 8203110140199675	174.31	

North County Fire Protection District Check Register

May 2022

Type	Date	Num	Name	Memo	Credit	Consent
Bill Pmt -Check	05/24/2022	Epay	Spectrum Business	Station 3 Internet 8203110140213823	119.98	
Bill Pmt -Check	05/31/2022	Epay	Mission Linen Service 1	Weekly Linen Service - Station 1	181.44	
Bill Pmt -Check	05/31/2022	Epay	Mission Linen Service 2	Weekly Linen Service - Station 2	193.35	
Bill Pmt -Check	05/31/2022	Epay	Mission Linen Service 3	Weekly Linen Service - Station 3	131.92	
Bill Pmt -Check	05/31/2022	Epay	Mission Linen Service 1	Weekly Linen Service - Station 1	200.56	
Bill Pmt -Check	05/31/2022	Epay	Pacific Gas & Electric	Station 3 3394830998-5	293.60	
Bill Pmt -Check	05/31/2022	Epay	Santa Cruz County Bank	Payment for command vehichles June 2022	2,610.56	Routine
Bill Pmt -Check	05/31/2022	Epay	Vantage Trust Agent - 303077 (457)	ICMA Elective Contribution 457 plan 303077	1,981.19	Routine
Bill Pmt -Check	05/20/2022	Epay	CalPERS - 457	Calpers 457 & Roth Employee elected contributi	3,342.50	Routine
Bill Pmt -Check	05/06/2022	Epay	CalPERS - CA Public Employee's Health	To record Calpers Health Ins Premiums	1,827.76	Routine
Bill Pmt -Check	05/31/2022	Epay	CalPERS - CA Public Employee's Health	To record Calpers Health Ins Premiums	35,894.03	Routine
Bill Pmt -Check	05/04/2022	Epay	CalPERS - Retirement Sys. - Contributions	0538	59,056.86	Routine
Bill Pmt -Check	05/04/2022	Epay	CalPERS - Retirement Sys. - Contributions	0538	12,182.52	Routine
Bill Pmt -Check	05/04/2022	Epay	CalPERS - Retirement Sys. - Contributions	0538	7,337.60	Routine
Bill Pmt -Check	05/31/2022	Epay	CalPERS - Retirement Sys. - Contributions	0538	13,710.49	Routine
Bill Pmt -Check	05/31/2022	Epay	CalPERS - Retirement Sys. - Contributions	0538	58,513.15	Routine
Bill Pmt -Check	05/31/2022	Epay	CalPERS - Retirement Sys. - Contributions	0538	6,855.68	Routine
Bill Pmt -Check	05/18/2022	Epay	AFLAC	Aflac acct # H4N54	395.66	
Paycheck	05/05/2022	DD1078	Baldwin, John P	Direct Deposit		Payroll
Paycheck	05/05/2022	DD1079	Barlow, Jr., Larry	Direct Deposit		Payroll
Paycheck	05/05/2022	DD1080	Batinovich, David	Direct Deposit		Payroll
Paycheck	05/05/2022	DD1081	Bravo, Carolina	Direct Deposit		Payroll
Paycheck	05/05/2022	DD1082	Cortez, Jess	Direct Deposit		Payroll
Paycheck	05/05/2022	DD1083	Daniels, Aaron	Direct Deposit		Payroll
Paycheck	05/05/2022	DD1084	Ensley, Thomas	Direct Deposit		Payroll
Paycheck	05/05/2022	DD1085	Foxworthy, Robert	Direct Deposit		Payroll
Paycheck	05/05/2022	DD1086	Gonzalez, Carlos F	Direct Deposit		Payroll
Paycheck	05/05/2022	DD1087	Harvey, Jonathan	Direct Deposit		Payroll
Paycheck	05/05/2022	DD1088	Hasslinger, Garrett	Direct Deposit		Payroll
Paycheck	05/05/2022	DD1089	Hasslinger, Harrison	Direct Deposit		Payroll
Paycheck	05/05/2022	DD1090	Hasslinger, John	Direct Deposit		Payroll
Paycheck	05/05/2022	DD1091	Hernandez Paredes, Brandon E	Direct Deposit		Payroll
Paycheck	05/05/2022	DD1092	Hewko, Abraham	Direct Deposit		Payroll

North County Fire Protection District Check Register May 2022

Type	Date	Num	Name	Memo	Credit	Consent
Paycheck	05/05/2022	DD1093	Hudson, Royce T	Direct Deposit		Payroll
Paycheck	05/05/2022	DD1094	Jimenez, Guillermo	Direct Deposit		Payroll
Paycheck	05/05/2022	DD1095	Kall, Robert	Direct Deposit		Payroll
Paycheck	05/05/2022	DD1096	Kirkham, Jacob	Direct Deposit		Payroll
Paycheck	05/05/2022	DD1097	MacLaren, Brendan	Direct Deposit		Payroll
Paycheck	05/05/2022	DD1098	Madrigal, Manuel	Direct Deposit		Payroll
Paycheck	05/05/2022	DD1099	McCoun, Jeffery L	Direct Deposit		Payroll
Paycheck	05/05/2022	DD1100	Mendoza, Jesus	Direct Deposit		Payroll
Paycheck	05/05/2022	DD1101	Mendoza, Joel	Direct Deposit		Payroll
Paycheck	05/05/2022	DD1102	Moulton, Benjamin S	Direct Deposit		Payroll
Paycheck	05/05/2022	DD1103	Nooe, Michael	Direct Deposit		Payroll
Paycheck	05/05/2022	DD1104	Outzen, Thomas	Direct Deposit		Payroll
Paycheck	05/05/2022	DD1105	Parker, Hayden	Direct Deposit		Payroll
Paycheck	05/05/2022	DD1106	Parker, Richard	Direct Deposit		Payroll
Paycheck	05/05/2022	DD1107	Rinnhofer, Parker	Direct Deposit		Payroll
Paycheck	05/05/2022	DD1108	Rocha, Victor M	Direct Deposit		Payroll
Paycheck	05/05/2022	DD1109	Smith, Richard	Direct Deposit		Payroll
Paycheck	05/05/2022	DD1110	Tacheny, Patrick	Direct Deposit		Payroll
Paycheck	05/05/2022	DD1111	Tucker, Jeff	Direct Deposit		Payroll
Paycheck	05/05/2022	DD1112	Vindhurst, Michael	Direct Deposit		Payroll
Paycheck	05/05/2022	DD1113	Wallace, Kyle	Direct Deposit		Payroll
Paycheck	05/05/2022	DD1114	Wilson, Brian	Direct Deposit		Payroll
Paycheck	05/05/2022	DD1115	Wilson, Emilio	Direct Deposit		Payroll
Paycheck	05/05/2022	DD1116	Zwingman, Alan	Direct Deposit		Payroll
Paycheck	05/20/2022	DD1117	Baldwin, John P	Direct Deposit		Payroll
Paycheck	05/20/2022	DD1118	Barlow, Jr., Larry	Direct Deposit		Payroll
Paycheck	05/20/2022	DD1119	Batinovich, David	Direct Deposit		Payroll
Paycheck	05/20/2022	DD1120	Bravo, Carolina	Direct Deposit		Payroll
Paycheck	05/20/2022	DD1121	Chapin, Don	Direct Deposit		Payroll
Paycheck	05/20/2022	DD1122	Cortez, Jess	Direct Deposit		Payroll
Paycheck	05/20/2022	DD1123	Daniels, Aaron	Direct Deposit		Payroll
Paycheck	05/20/2022	DD1124	Ensley, Thomas	Direct Deposit		Payroll
Paycheck	05/20/2022	DD1125	Foxworthy, Robert	Direct Deposit		Payroll

North County Fire Protection District Check Register May 2022

Type	Date	Num	Name	Memo	Credit	Consent
Paycheck	05/20/2022	DD1126	Gomez, Ramon	Direct Deposit		Payroll
Paycheck	05/20/2022	DD1127	Gonzalez, Carlos F	Direct Deposit		Payroll
Paycheck	05/20/2022	DD1128	Harvey, Jonathan	Direct Deposit		Payroll
Paycheck	05/20/2022	DD1129	Hasslinger, Garrett	Direct Deposit		Payroll
Paycheck	05/20/2022	DD1130	Hasslinger, Harrison	Direct Deposit		Payroll
Paycheck	05/20/2022	DD1131	Hasslinger, John	Direct Deposit		Payroll
Paycheck	05/20/2022	DD1132	Hernandez Paredes, Brandon E	Direct Deposit		Payroll
Paycheck	05/20/2022	DD1133	Hewko, Abraham	Direct Deposit		Payroll
Paycheck	05/20/2022	DD1134	Hudson, Royce T	Direct Deposit		Payroll
Paycheck	05/20/2022	DD1135	Jimenez, Guillermo	Direct Deposit		Payroll
Paycheck	05/20/2022	DD1136	Kirkham, Jacob	Direct Deposit		Payroll
Paycheck	05/20/2022	DD1137	MacLaren, Brendan	Direct Deposit		Payroll
Paycheck	05/20/2022	DD1138	Madrigal, Manuel	Direct Deposit		Payroll
Paycheck	05/20/2022	DD1139	Mendoza, Jesus	Direct Deposit		Payroll
Paycheck	05/20/2022	DD1140	Mendoza, Joel	Direct Deposit		Payroll
Paycheck	05/20/2022	DD1141	Moulton, Benjamin S	Direct Deposit		Payroll
Paycheck	05/20/2022	DD1142	Munoz, Karla D	Direct Deposit		Payroll
Paycheck	05/20/2022	DD1143	Nooe, Michael	Direct Deposit		Payroll
Paycheck	05/20/2022	DD1144	Outzen, Thomas	Direct Deposit		Payroll
Paycheck	05/20/2022	DD1145	Parker, Hayden	Direct Deposit		Payroll
Paycheck	05/20/2022	DD1146	Parker, Richard	Direct Deposit		Payroll
Paycheck	05/20/2022	DD1147	Pompey, Jarod H.	Direct Deposit		Payroll
Paycheck	05/20/2022	DD1148	Rinnhofer, Parker	Direct Deposit		Payroll
Paycheck	05/20/2022	DD1149	Rocha, Victor M	Direct Deposit		Payroll
Paycheck	05/20/2022	DD1150	Scudder, Peter	Direct Deposit		Payroll
Paycheck	05/20/2022	DD1151	Silva, Stanley G	Direct Deposit		Payroll
Paycheck	05/20/2022	DD1152	Simon, Jacqueline C	Direct Deposit		Payroll
Paycheck	05/20/2022	DD1153	Smith, Richard	Direct Deposit		Payroll
Paycheck	05/20/2022	DD1154	Tacheny, Patrick	Direct Deposit		Payroll
Paycheck	05/20/2022	DD1155	Tucker, Jeff	Direct Deposit		Payroll
Paycheck	05/20/2022	DD1156	Vindhurst, Michael	Direct Deposit		Payroll
Paycheck	05/20/2022	DD1157	Wallace, Kyle	Direct Deposit		Payroll
Paycheck	05/20/2022	DD1158	Wilson, Brian	Direct Deposit		Payroll

North County Fire Protection District Check Register May 2022

Type	Date	Num	Name	Memo	Credit	Consent
Paycheck	05/20/2022	DD1159	Wilson, Emilio	Direct Deposit		Payroll
Paycheck	05/20/2022	DD1160	Zwingman, Alan	Direct Deposit		Payroll
Bill Pmt -Check	05/31/2022	43885	North County Fire Protection District	Transferring funds from Comerica to Santa Cruz	65,200.00	Routine
Bill Pmt -Check	05/11/2022	50188	US Bank - Bancorp Service Center	CAL CARD April 2022	10,632.86	Routine
Bill Pmt -Check	05/12/2022	50189	Ace Hardware	1400	8.61	
Bill Pmt -Check	05/12/2022	50190	Automotive & Industrial Company	P/V Primer pump motor 5233	382.38	
Bill Pmt -Check	05/12/2022	50191	California Water Service	Station 3 Monthly Water Service	187.35	
Bill Pmt -Check	05/12/2022	50192	Edwards Truck Center, Inc.	E5212 Unit 2 Annual PM Service	1,038.84	Consent
Bill Pmt -Check	05/12/2022	50193	NMCUSD - Fuel	February 2022 Fuel	1,462.46	Routine
Bill Pmt -Check	05/12/2022	50194	Pajaro/Sunny Mesa	013-2535/NOR0001	133.84	
Bill Pmt -Check	05/12/2022	50195	Protect-It Incorporated	Engine detail supplies, 5 gal soap to be shared t	173.84	
Bill Pmt -Check	05/12/2022	50196	Sturdy Oil Company	064200	1,546.46	Routine
Bill Pmt -Check	05/12/2022	50197	Tri-County Fire Protection, Inc.	Annual Fire Extinguisher Maintenance all stations	695.03	
Bill Pmt -Check	05/12/2022	50198	Valley Pacific Petroleum, Inc.	67160	1,909.95	Routine
Bill Pmt -Check	05/12/2022	50199	Ace Hardware	1400	18.31	
Bill Pmt -Check	05/12/2022	50200	NMCUSD - Fuel	March 2022 Fuel	2,032.47	Routine
Bill Pmt -Check	05/12/2022	50201	Valley Pacific Petroleum, Inc.	67160	1,746.13	Routine
Bill Pmt -Check	05/12/2022	50202	NMCUSD - Fuel	April 2022 Fuel	2,027.66	Routine
Bill Pmt -Check	05/12/2022	50203	Analgesic Services, Inc.	Oxygen cylinders	146.00	
Bill Pmt -Check	05/12/2022	50204	C.A.P.F.	Long Term Disability	944.00	
Bill Pmt -Check	05/12/2022	50205	Santa Cruz County Bank	VOID: Payment for command vehicles		
Bill Pmt -Check	05/13/2022	50206	Greenfire	Replacement Foam	556.00	
Bill Pmt -Check	05/13/2022	50207	Monterey County Health Dept	Hazardous Materials Reg Station 3	758.00	
Bill Pmt -Check	05/13/2022	50208	Monterey County Information Technology	5245	130.08	
Bill Pmt -Check	05/13/2022	50209	Russell Auria Pest Control	Pest Control Services Station 3	90.00	
Bill Pmt -Check	05/13/2022	50210	Steinbeck Communications	Rebuilt (6) pagers for Reserve FF	1,968.00	Consent
Bill Pmt -Check	05/13/2022	50211	Tri-County Fire Protection, Inc.	Station 3 Fire Extinguisher Service	520.04	
Bill Pmt -Check	05/13/2022	50212	Monterey County Health Dept	Hazardous Materials Reg Station 1	758.00	
Bill Pmt -Check	05/13/2022	50213	Monterey County Information Technology	5245	130.08	
Bill Pmt -Check	05/13/2022	50214	Tri-County Fire Protection, Inc.	Station 1 Fire Extinguisher Service	520.04	
Bill Pmt -Check	05/13/2022	50215	Monterey County Health Dept	Hazardous Materials Reg Station 2	758.00	
Bill Pmt -Check	05/13/2022	50216	FDAC EBA	June 2022 Vision/Dental	5,300.67	Routine
Bill Pmt -Check	05/17/2022	50217	Greenfire	Replacement Foam	946.80	

North County Fire Protection District Check Register

May 2022

Type	Date	Num	Name	Memo	Credit	Consent
Bill Pmt -Check	05/17/2022	50218	R & S Erection	Replacement springs for Sta 3	446.09	
Bill Pmt -Check	05/18/2022	50219	Carmel Fire Protection Associates	Permit plan check	250.00	
Bill Pmt -Check	05/18/2022	50220	Castroville Community Svcs District	acct 1528000 water	170.80	
Bill Pmt -Check	05/18/2022	50221	Central Fire District of Santa Cruz Co.	T5271 PM Service, Annual Ladder & Pump Test	9,397.56	Consent
Bill Pmt -Check	05/18/2022	50222	Monterey Herald	Annual Newspaper Subscription for FY 21/22 (5:	643.10	
Bill Pmt -Check	05/18/2022	50223	Carmel Fire Protection Associates	Permit plan check	250.00	
Bill Pmt -Check	05/24/2022	50224	Interstate Batteries	Station 2 Generator Batteries	142.02	
Bill Pmt -Check	05/24/2022	50225	LN Curtis	Wildland Firefighting gear jackets/pants	18,979.09	Consent
Bill Pmt -Check	05/24/2022	50226	LN Curtis	Turnouts structural firefighting gear pants/jacket:	20,603.96	Consent
Bill Pmt -Check	05/24/2022	50227	LN Curtis	Turnout structural firefighting gear pants/jackets	77,270.22	Consent
Bill Pmt -Check	05/24/2022	50228	Napa Auto Parts	Coolant for Engines	39.65	
Bill Pmt -Check	05/24/2022	50229	Verizon Wireless	Account # 270604913-00001	1,427.42	Routine
Bill Pmt -Check	05/25/2022	50233	Conte's Generator Service	Annual Service Station 2 Emergency Gen	1,169.23	Consent
Bill Pmt -Check	05/25/2022	50234	Santa Cruz County Bank	Side Fund Payoff Loan	170,574.04	Routine
Bill Pmt -Check	05/25/2022	50235	Valley Pacific Petroleum, Inc.	67160	1,963.25	Routine
Bill Pmt -Check	05/31/2022	50236	CAL FIRE AHA Training	Invoice 00255 Pinnacle Health CPR Cards	65.00	
Bill Pmt -Check	05/31/2022	50237	Quality Water, Inc. - Culligan	Account 018608 C&I Exchange service	119.63	
Bill Pmt -Check	05/31/2022	50238	Russell Auria Pest Control	Pest Control Services Station 3	90.00	
May 22					898,597.10	

North County Fire Protection District

Revenue Projected Budget vs. Actual YTD Received

July 2021 through May 2022

TOTAL

	May 22	Jul '21 - May 22	Budget	\$ Over Budget	% of Budget
Ordinary Income/Expense					
Income					
1 · Property Taxes					
4010 · Current Secured	0.00	5,218,556.65	5,423,711.00	-205,154.35	96.22%
4020 · Current Unsecured	0.00	228,070.47	187,600.00	40,470.47	121.57%
4031 · Prior Secured	5,515.75	56,451.60	55,000.00	1,451.60	102.64%
4041 · Prior Unsecured	0.00	0.00	1,600.00	-1,600.00	0.0%
4042 · Current Supplemental	0.00	93,815.11	83,820.00	9,995.11	111.92%
4043 · Prior Supplemental	0.00	4,271.22	7,210.00	-2,938.78	59.24%
4417 · Emergency Res Serv Assmt	0.00	1,361,551.36	1,400,000.00	-38,448.64	97.25%
4451 · HOPTR	7,617.63	18,499.96	21,000.00	-2,500.04	88.1%
Total 1 · Property Taxes	13,133.38	6,981,216.37	7,179,941.00	-198,724.63	97.23%
2 · Fees & Assessments					
4046 · EMS TAX	140.98	60,966.35	65,000.00	-4,033.65	93.79%
4933 · Fee Schedule	8,942.02	101,169.92	90,000.00	11,169.92	112.41%
4964 · Cost Recovery	8,576.99	60,246.71	80,000.00	-19,753.29	75.31%
Total 2 · Fees & Assessments	17,659.99	222,382.98	235,000.00	-12,617.02	94.63%
3 · Revenue From Other Agencies					
4045 · CSA 74 - ZONE C	0.00	35,705.91	35,000.00	705.91	102.02%
4610 · OES Cooperative Agreement	57,887.55	366,307.34	360,000.00	6,307.34	101.75%
4950 · Proposition 172 Funds	182,238.82	728,955.25	728,955.00	0.25	100.0%
Total 3 · Revenue From Other Agencies	240,126.37	1,130,968.50	1,123,955.00	7,013.50	100.62%
4 · Grants					
4939 · Misc Grant	0.00	30,000.00	42,489.00	-12,489.00	70.61%
Total 4 · Grants	0.00	30,000.00	42,489.00	-12,489.00	70.61%
5 · Misc					
4934 · Interest Income	0.00	5,410.18	10,000.00	-4,589.82	54.1%
4960 · Miscellaneous Revenue	11,776.32	105,394.60	500.00	104,894.60	21,078.92%
Total 5 · Misc	11,776.32	110,804.78	10,500.00	100,304.78	1,055.28%
6 · Designated					
4962 · Fire Capital Mitigation (FMF)	5,756.36	52,302.35	25,000.00	27,302.35	209.21%
Total 6 · Designated	5,756.36	52,302.35	25,000.00	27,302.35	209.21%

North County Fire Protection District

Revenue Projected Budget vs. Actual YTD Received

July 2021 through May 2022

TOTAL

May 22	Jul '21 - May 22	Budget	\$ Over Budget	% of Budget
288,452.42	8,527,674.98	8,616,885.00	-89,210.02	98.97%
288,452.42	8,527,674.98	8,616,885.00	-89,210.02	98.97%
288,452.42	8,527,674.98	8,616,885.00	-89,210.02	98.97%
288,452.42	8,527,674.98	8,616,885.00	-89,210.02	98.97%

Total Income

Gross Profit

Net Ordinary Income

Net Income

North County Fire Protection District Expense Budget vs. Actual July 2021 through May 2022

	May 22	Jul '21 - May 22	Budget	\$ Over Budget	% of Budget
Ordinary Income/Expense					
Expense					
0010 · SALARIES & BENEFITS					
010 · Employee Salaries					
5010 · Salaries-Safety Tier 1	152,110.00	1,759,219.22	2,010,348.00	-251,128.78	87.51%
5011 · Salaries-Safety Tier 2	72,189.00	485,562.50	577,572.00	-92,009.50	84.07%
5012 · Salary - Secretary	7,517.76	100,331.76	113,400.00	-13,068.24	88.48%
5013 · Reserves - Salary	4,978.50	69,515.50	60,000.00	9,515.50	115.86%
5014 · Sick Leave/Vacation Payoff	0.00	40,576.88	94,500.00	-53,923.12	42.94%
5016 · Education Pay	9,938.52	110,338.98	133,000.00	-22,661.02	82.96%
5017 · Holiday Pay	0.00	75,840.08	75,600.00	240.08	100.32%
5018 · Strike Team Overtime	0.00	227,094.13	228,000.00	-905.87	99.6%
5019 · Overtime Pay	36,610.44	428,883.96	500,000.00	-71,116.04	85.78%
5029 · In-Lieu Pay	14,111.08	130,290.63	153,577.00	-23,286.37	84.84%
Total 010 · Employee Salaries	297,455.30	3,427,653.64	3,945,997.00	-518,343.36	86.86%
020 · Retirement Benefits					
5021 · PERS - Employer Tier 1	42,735.32	387,883.06	525,000.00	-137,116.94	73.88%
5023 · PERS - Employer Tier 2	9,619.61	45,605.91	56,500.00	-10,894.09	80.72%
5024 · Side Fund Payoff Loan	170,574.04	1,241,148.08	341,723.00	899,425.08	363.2%
5025 · ICMA - Deferred Compensation	1,093.27	12,741.57	15,000.00	-2,258.43	84.94%
5026 · PERS - Employer Tier 3 PEPRA	12,994.88	35,934.56	57,500.00	-21,565.44	62.5%
5028 · CalPERS - Unfunded Liability	0.00	994,922.00	987,194.00	7,728.00	100.78%
Total 020 · Retirement Benefits	237,017.12	2,718,235.18	1,982,917.00	735,318.18	137.08%
030 · Health Insurance Costs					
5030 · Health Insurance	33,843.78	297,764.18	376,000.00	-78,235.82	79.19%
5031 · Health Insurance-Retired	2,785.66	66,425.87	78,000.00	-11,574.13	85.16%
5032 · Life Insurance - CSFA	119.00	1,203.10	3,000.00	-1,796.90	40.1%
5033 · State Unemployment	183.45	8,005.46	12,000.00	-3,994.54	66.71%
5034 · Long Term Disability	944.00	8,437.00	10,000.00	-1,563.00	84.37%
5036 · Reserve Insurance	0.00	0.00	4,000.00	-4,000.00	0.0%
5037 · Medicare Hospital Insurance	3,894.64	45,253.50	46,000.00	-746.50	98.38%
5038 · Social Security	766.90	5,328.80	4,000.00	1,328.80	133.22%

North County Fire Protection District Expense Budget vs. Actual July 2021 through May 2022

TOTAL

	May 22	Jul '21 - May 22	Budget	\$ Over Budget	% of Budget
Total 030 · Health Insurance Costs	42,537.43	432,417.91	533,000.00	-100,582.09	81.13%
040 · Workers Comp Claims	17,860.64	78,704.95			
Total 0010 · SALARIES & BENEFITS	594,870.49	6,657,011.68	6,461,914.00	195,097.68	103.02%
0050 · SERVICES & SUPPLIES					
050 · Safety & Personal Supplies Exp					
5050 · Safety & Personal Supplies	117,952.69	129,534.20	90,000.00	39,534.20	143.93%
5052 · Uniform Purchase	0.00	3,073.22	7,000.00	-3,926.78	43.9%
Total 050 · Safety & Personal Supplies Exp	117,952.69	132,607.42	97,000.00	35,607.42	136.71%
060 · Communications					
5060 · Telephone	1,451.24	37,051.55	35,000.00	2,051.55	105.86%
5061 · Cellular Phone	1,311.45	8,966.10	8,000.00	966.10	112.08%
5062 · 911 Dispatch	0.00	54,305.00	52,857.00	1,448.00	102.74%
5063 · Computer Air Cards	376.13	1,536.13	2,400.00	-863.87	64.01%
Total 060 · Communications	3,138.82	101,858.78	98,257.00	3,601.78	103.67%
090 · Household Exp					
5090 · Household Expenses	393.61	9,688.50	11,000.00	-1,311.50	88.08%
5091 · Laundry Service	707.27	3,736.64	3,500.00	236.64	106.76%
5092 · Laundry Service - Uniforms	0.00	496.50	2,000.00	-1,503.50	24.83%
Total 090 · Household Exp	1,100.88	13,921.64	16,500.00	-2,578.36	84.37%
100 · Insurance					
5100 · Worker's Comp Insurance	0.00	343,519.00	277,162.00	66,357.00	123.94%
5101 · General Liability Insurance	0.00	85,653.00	89,100.00	-3,447.00	96.13%
5102 · First Aid	0.00	0.00	1,000.00	-1,000.00	0.0%
Total 100 · Insurance	0.00	429,172.00	367,262.00	61,910.00	116.86%
120 · Maintenance of Equipment					
5120 · Maint of Equipment	14,867.34	132,925.30	165,000.00	-32,074.70	80.56%
5121 · Communication Equip. Maint.	1,976.61	8,167.52	9,000.00	-832.48	90.75%
5122 · S.C.B.A. Maintenance	0.00	9,308.46	12,000.00	-2,691.54	77.57%
5123 · Office Equip Maint.	0.00	1,212.41	2,500.00	-1,287.59	48.5%
5124 · USAR Equipment	965.24	3,081.01	4,000.00	-918.99	77.03%
Total 120 · Maintenance of Equipment	17,809.19	154,694.70	192,500.00	-37,805.30	80.36%
130 · Maintenance of Structures					

North County Fire Protection District
Expense Budget vs. Actual
July 2021 through May 2022

TOTAL

	May 22	Jul '21 - May 22	Budget	\$ Over Budget	% of Budget
5130 · Maint of Structures	2,689.72	17,821.07	249,694.00	-231,872.93	7.14%
Total 130 · Maintenance of Structures	2,689.72	17,821.07	249,694.00	-231,872.93	7.14%
140 · Medical Supplies Expense					
5140 · Medical Supplies (CSA 74)	211.00	9,274.12	13,000.00	-3,725.88	71.34%
Total 140 · Medical Supplies Expense	211.00	9,274.12	13,000.00	-3,725.88	71.34%
150 · Membership Expenses					
5150 · Memberships	450.00	10,574.00	18,000.00	-7,426.00	58.74%
Total 150 · Membership Expenses	450.00	10,574.00	18,000.00	-7,426.00	58.74%
170 · Office Expenses					
5170 · Office Expense	1,239.80	9,686.26	8,000.00	1,686.26	121.08%
5171 · IT, Computer Support	890.90	31,333.87	27,000.00	4,333.87	116.05%
Total 170 · Office Expenses	2,130.70	41,020.13	35,000.00	6,020.13	117.2%
180 · Professional Service					
5180 · Accounting	0.00	11,481.25	25,000.00	-13,518.75	45.93%
5181 · Legal Counsel	0.00	731.25	7,000.00	-6,268.75	10.45%
5182 · Med Inoculations/Examinations	0.00	10,889.00	10,000.00	889.00	108.89%
5186 · Outside Plan Checks, etc.	500.00	9,875.00	11,000.00	-1,125.00	89.77%
5187 · Property Tax Administration	0.00	60,908.00	80,000.00	-19,092.00	76.14%
5188 · Consultants	0.00	14,411.71	20,000.00	-5,588.29	72.06%
Total 180 · Professional Service	500.00	108,296.21	153,000.00	-44,703.79	70.78%
190 · Publication & Legal Notice Exp					
5190 · Publications & Legal Notices	0.00	448.61	8,500.00	-8,051.39	5.28%
190 · Publication & Legal Notice Exp - Other	199.00	199.00			
Total 190 · Publication & Legal Notice Exp	199.00	647.61	8,500.00	-7,852.39	7.62%
200 · Rents & Leases					
5200 · Rents & Leases of Equipment	0.00	0.00	200.00	-200.00	0.0%
5210 · Rent & Leases Structure/Ground	0.00	0.00	200.00	-200.00	0.0%
Total 200 · Rents & Leases	0.00	0.00	400.00	-400.00	0.0%
220 · Small Tools and Equipment					
5220 · Tools & Equipment	266.83	3,100.50	6,000.00	-2,899.50	51.68%
5221 · Foam	1,502.80	4,077.60	6,000.00	-1,922.40	67.96%
Total 220 · Small Tools and Equipment	1,769.63	7,178.10	12,000.00	-4,821.90	59.82%

North County Fire Protection District Expense Budget vs. Actual July 2021 through May 2022

	TOTAL			
	May 22	Jul '21 - May 22	Budget	\$ Over Budget % of Budget
230 · District Special Expenses				
5231 · Hose/Nozzles	0.00	3,571.10	4,500.00	-928.90 79.36%
5233 · Instruction Courses (Materials)	0.00	323.96	1,500.00	-1,176.04 21.6%
5235 · Board Member Expense	500.00	6,000.00	7,000.00	-1,000.00 85.71%
5238 · Public Education Classes	-300.00	-52.64	500.00	-552.64 -10.53%
Total 230 · District Special Expenses	200.00	9,842.42	13,500.00	-3,657.58 72.91%
250 · Fuel & Travel Expenses				
5250 · Fuel	12,866.24	62,937.88	60,000.00	2,937.88 104.9%
5251 · Travel & Accomodations	0.00	2,564.07	3,000.00	-435.93 85.47%
5252 · Incident/Meeting Subsistence	532.29	3,044.08	4,000.00	-955.92 76.1%
5253 · Outside Courses & Training	165.00	1,206.28	3,000.00	-1,793.72 40.21%
Total 250 · Fuel & Travel Expenses	13,563.53	69,752.31	70,000.00	-247.69 99.65%
260 · Utilities				
5260 · Gas & Electric	1,688.11	14,976.30	15,500.00	-523.70 96.62%
5261 · Water	491.99	3,925.59	3,750.00	175.59 104.68%
Total 260 · Utilities	2,180.10	18,901.89	19,250.00	-348.11 98.19%
340 · Special Fees, Taxes & Surcharge				
5340 · Sewage Sur Charge	0.00	588.13	550.00	38.13 106.93%
5341 · Fuel Tax (Diesel)	0.00	2,020.60	1,500.00	520.60 134.71%
5342 · Special Fees & Taxes	2,274.00	3,083.90	4,000.00	-916.10 77.1%
Total 340 · Special Fees, Taxes & Surcharge	2,274.00	5,692.63	6,050.00	-357.37 94.09%
360 · Structures				
5366 · NGEN	0.00	60,480.00	93,087.00	-32,607.00 64.97%
Total 360 · Structures	0.00	60,480.00	93,087.00	-32,607.00 64.97%
Total 0050 · SERVICES & SUPPLIES	166,169.26	1,191,735.03	1,463,000.00	-271,264.97 81.46%
0300 · CAPITAL PURCHASES				
370 · Capital Acquisitions				
5371 · Mobile Communications	9.45	9.45		
5372 · Apparatus or Apparatus Upgrades	0.00	0.00	750,000.00	-750,000.00 0.0%
5374 · Utility/Staff Vehicles	10,062.15	32,970.94	70,000.00	-37,029.06 47.1%
5378 · Simulator Seat Grant	0.00	1,300.00		
5379 · Thermal Camera	0.00	28,100.41		

North County Fire Protection District
Expense Budget vs. Actual
July 2021 through May 2022

TOTAL

	May 22	Jul '21 - May 22	Budget	\$ Over Budget	% of Budget
Total 370 · Capital Acquisitions	10,071.60	62,380.80	820,000.00	-757,619.20	7.61%
Total 0300 · CAPITAL PURCHASES	10,071.60	62,380.80	820,000.00	-757,619.20	7.61%
66000 · Payroll Expenses	378.77	4,256.31			
66910 · Bank Service Charges	35.85	98.40	200.00	-101.60	49.2%
999 · IPN Fees	236.22	1,932.65			
Total Expense	771,762.19	7,917,414.87	8,745,114.00	-827,699.13	90.54%
Net Ordinary Income	-771,762.19	-7,917,414.87	-8,745,114.00	827,699.13	90.54%
Net Income	-771,762.19	-7,917,414.87	-8,745,114.00	827,699.13	90.54%

North County Fire Protection District
Reconciliation Summary
1010 · Cash in County, Period Ending 05/31/2022

	<u>May 31, 22</u>
Beginning Balance	3,601,888.80
Cleared Transactions	
Deposits and Credits - 1 item	<u>201,269.54</u>
Total Cleared Transactions	<u>201,269.54</u>
Cleared Balance	<u>3,803,158.34</u>
Uncleared Transactions	
Deposits and Credits - 1 item	<u>11,015.05</u>
Total Uncleared Transactions	<u>11,015.05</u>
Register Balance as of 05/31/2022	<u>3,814,173.39</u>
New Transactions	
Checks and Payments - 1 item	<u>-750,000.00</u>
Total New Transactions	<u>-750,000.00</u>
Ending Balance	<u>3,064,173.39</u>

North County Fire Protection District
Reconciliation Detail
1010 - Cash in County, Period Ending 05/31/2022

Type	Date	Num	Name	Clr	Amount	Balance
Beginning Balance						3,601,888.80
Cleared Transactions						
Deposits and Credits - 1 item						
General Journal	05/31/2022	1301		X	201,269.54	201,269.54
Total Deposits and Credits					201,269.54	201,269.54
Total Cleared Transactions					201,269.54	201,269.54
Cleared Balance					201,269.54	3,803,158.34
Uncleared Transactions						
Deposits and Credits - 1 item						
General Journal	06/30/2020	Aud A...			11,015.05	11,015.05
Total Deposits and Credits					11,015.05	11,015.05
Total Uncleared Transactions					11,015.05	11,015.05
Register Balance as of 05/31/2022					212,284.59	3,814,173.39
New Transactions						
Checks and Payments - 1 item						
General Journal	06/06/2022	1302			-750,000.00	-750,000.00
Total Checks and Payments					-750,000.00	-750,000.00
Total New Transactions					-750,000.00	-750,000.00
Ending Balance					-537,715.41	3,064,173.39

4:38 PM

06/07/22

North County Fire Protection District
Reconciliation Summary
1009 · Comerica Bank, Period Ending 05/31/2022

	<u>May 31, 22</u>	
Beginning Balance		65,262.14
Cleared Transactions		
Checks and Payments - 2 items	-11.73	
Total Cleared Transactions	-11.73	
Cleared Balance		<u>65,250.41</u>
Uncleared Transactions		
Checks and Payments - 42 items	-105,255.88	
Deposits and Credits - 9 items	83,309.97	
Total Uncleared Transactions	-21,945.91	
Register Balance as of 05/31/2022		<u>43,304.50</u>
Ending Balance		43,304.50

North County Fire Protection District
Reconciliation Detail
1009 - Comerica Bank, Period Ending 05/31/2022

Type	Date	Num	Name	Clr	Amount	Balance
Beginning Balance						65,262.14
Cleared Transactions						
Checks and Payments - 2 items						
Bill Pmt -Check	05/12/2022	Epay	Comerica	X	-6.95	-6.95
Bill Pmt -Check	05/12/2022	Epay	AT&T Monthly	X	-4.78	-11.73
Total Checks and Payments					-11.73	-11.73
Total Cleared Transactions					-11.73	-11.73
Cleared Balance					-11.73	65,250.41
Uncleared Transactions						
Checks and Payments - 42 items						
Paycheck	11/18/2011	32797	Staub, Zachary W		-34.03	-34.03
Invoice	02/15/2012	0912-...	119-121-028-000		-510.00	-544.03
Paycheck	03/05/2012	33294	Adrian, Michael		-103.14	-647.17
Bill Pmt -Check	07/03/2012	33901	Ace Hardware Prune...		-21.43	-668.60
Bill Pmt -Check	10/11/2012	34355	Valley Auto Body Shop		-80.00	-748.60
Paycheck	12/05/2012	34562	Tansey, Christopher		-35.85	-784.45
Bill Pmt -Check	01/11/2013	34729	Analgesic Services, I...		-74.50	-859.95
Paycheck	02/20/2013	34890	Adrian, Michael		-11.43	-870.38
Bill Pmt -Check	04/30/2013	35209	Analgesic Services, I...		-136.50	-1,006.88
Paycheck	07/19/2013	35601	Eversole, Matthew J.		-22.86	-1,029.74
Bill Pmt -Check	08/27/2013	35788	Analgesic Services, I...		-18.50	-1,048.24
Paycheck	10/19/2013	36073	Batinovich, David		-45.01	-1,093.25
Paycheck	10/19/2013	36072	Barajas, Sergio		-30.71	-1,123.96
Paycheck	10/19/2013	36085	Santos, Edwin		-26.67	-1,150.63
Paycheck	11/05/2013	36147	McCoun, Jeffery L		-35.09	-1,185.72
Bill Pmt -Check	11/25/2013	36242	Salinas Fire EMS Fu...		-74.00	-1,259.72
Paycheck	04/18/2014	37104	Meyenberg, Justin		-377.25	-1,636.97
Bill Pmt -Check	05/01/2014	37165	Pacific Gas & Electric		-203.63	-1,840.60
Paycheck	05/05/2014	37155	McCoun, Jeffery L		-35.09	-1,875.69
Paycheck	07/18/2014	37475	Vasquez, Marcos		-84.03	-1,959.72
Paycheck	08/20/2014	37573	Vasquez, Marcos		-12.94	-1,972.66
Paycheck	01/05/2015		Lenz, Marvin		-21,336.58	-23,309.24
Paycheck	04/03/2015	38366	Makanani, Timothy N		-18.63	-23,327.87
Paycheck	05/05/2015	38473	Politis, Zohn		-17.54	-23,345.41
Bill Pmt -Check	08/06/2015	38852	Hi-Tech Emergency ...		-904.70	-24,250.11
Bill Pmt -Check	11/24/2015	39317	Manuel Madrigal.		-150.00	-24,400.11
Paycheck	03/04/2016	39611	Simon, Jacqueline C		-92.35	-24,492.46
Paycheck	08/05/2016	40053	Amaya, Anthony		-13.86	-24,506.32
Paycheck	08/19/2016	40135	Amaya, Anthony		-23.08	-24,529.40
Paycheck	09/20/2016	40189	Amaya, Anthony		-27.70	-24,557.10
Paycheck	11/04/2016	40331	Amaya, Anthony		-32.32	-24,589.42
General Journal	06/30/2017	2017 ...			-13,785.84	-38,375.26
Bill Pmt -Check	11/06/2017	41172	Smart Power Systems		-187.42	-38,562.68
Bill Pmt -Check	11/27/2017	41232	Pacific Gas & Electric		-30.39	-38,593.07
Bill Pmt -Check	01/08/2018	41340	Sprint		-75.98	-38,669.05
Bill Pmt -Check	10/15/2018	41964	Monterey One Water		-74.10	-38,743.15
Bill Pmt -Check	05/09/2019	42325	Royal Oaks Auto Re...		-920.19	-39,663.34
Bill Pmt -Check	12/04/2019	42644	Michael Arnaldo.		-200.00	-39,863.34
Bill Pmt -Check	03/02/2021	43348	Ace Hardware		-10.21	-39,873.55
Bill Pmt -Check	09/21/2021	43700	Castroville Communi...		-175.38	-40,048.93
Bill Pmt -Check	05/31/2022	43885	North County Fire Pr...		-65,200.00	-105,248.93
Bill Pmt -Check	05/31/2022		Comerica		-6.95	-105,255.88
Total Checks and Payments					-105,255.88	-105,255.88
Deposits and Credits - 9 items						
Deposit	03/15/2013				85.00	85.00
Deposit	04/24/2013				3,036.94	3,121.94
Sales Receipt	03/12/2014	2009-...	Hortencia Anaya		0.00	3,121.94
General Journal	11/13/2014	1238			4.84	3,126.78
General Journal	04/17/2015	38460			92.35	3,219.13
Deposit	05/01/2015				850.00	4,069.13
Deposit	05/14/2015				255.00	4,324.13
General Journal	07/01/2017	2017A...			13,785.84	18,109.97
Bill	05/31/2022		North County Fire Pr...		65,200.00	83,309.97
Total Deposits and Credits					83,309.97	83,309.97
Total Uncleared Transactions					-21,945.91	-21,945.91
Register Balance as of 05/31/2022					-21,957.64	43,304.50
Ending Balance					-21,957.64	43,304.50

4:24 PM
06/07/22

North County Fire Protection District
Reconciliation Summary
1008 · Santa Cruz County Bank, Period Ending 05/31/2022

	<u>May 31, 22</u>
Beginning Balance	716,483.43
Cleared Transactions	
Checks and Payments - 62 items	-606,301.34
Deposits and Credits - 103 items	31,084.89
Total Cleared Transactions	<u>-575,216.45</u>
Cleared Balance	<u>141,266.98</u>
Uncleared Transactions	
Checks and Payments - 37 items	-233,166.22
Total Uncleared Transactions	<u>-233,166.22</u>
Register Balance as of 05/31/2022	<u>-91,899.24</u>
New Transactions	
Checks and Payments - 33 items	-209,230.49
Deposits and Credits - 8 items	822,931.42
Total New Transactions	<u>613,700.93</u>
Ending Balance	<u>521,801.69</u>

**North County Fire Protection District
Reconciliation Detail
1008 - Santa Cruz County Bank, Period Ending 05/31/2022**

Type	Date	Num	Name	Clr	Amount	Balance
Beginning Balance						716,483.43
Cleared Transactions						
Checks and Payments - 62 items						
Bill Pmt -Check	04/21/2022	50178	RDJ Specialties, Inc.	X	-671.30	-671.30
Bill Pmt -Check	04/21/2022	50172	Carmel Fire Protecti...	X	-250.00	-921.30
Check	04/29/2022	CCADJ		X	-5.67	-926.97
Bill Pmt -Check	04/30/2022	Epay	Santa Cruz County ...	X	-2,610.56	-3,537.53
Bill Pmt -Check	05/04/2022	Epay	CalPERS - Retireme...	X	-59,056.86	-62,594.39
Bill Pmt -Check	05/04/2022	Epay	CalPERS - Retireme...	X	-12,182.52	-74,776.91
Bill Pmt -Check	05/04/2022	Epay	CalPERS - Retireme...	X	-7,337.60	-82,114.51
Check	05/04/2022	CCADJ		X	-5.67	-82,120.18
Liability Check	05/05/2022		Quickbooks Payroll ...	X	-134,624.93	-216,745.11
Bill Pmt -Check	05/05/2022	Epay	CalPERS - 457	X	-3,342.50	-220,087.61
Bill Pmt -Check	05/05/2022	Epay	Vantage Trust Agent...	X	-1,962.08	-222,049.69
Bill Pmt -Check	05/06/2022	Epay	CalPERS - CA Publi...	X	-1,827.76	-223,877.45
Check	05/06/2022	CCADJ		X	-16.75	-223,894.20
Check	05/09/2022	CCADJ		X	-51.95	-223,946.15
Bill Pmt -Check	05/11/2022	50188	US Bank - Bancorp. ...	X	-10,632.86	-234,579.01
Bill Pmt -Check	05/12/2022	50198	Valley Pacific Petrol...	X	-1,909.95	-236,488.96
Bill Pmt -Check	05/12/2022	50201	Valley Pacific Petrol...	X	-1,746.13	-238,235.09
Bill Pmt -Check	05/12/2022	50196	Sturdy Oil Company	X	-1,546.46	-239,781.55
Bill Pmt -Check	05/12/2022	50192	Edwards Truck Cent...	X	-1,038.84	-240,820.39
Bill Pmt -Check	05/12/2022	50204	C.A.P.F.	X	-944.00	-241,764.39
Bill Pmt -Check	05/12/2022	Epay	Pacific Gas & Electric	X	-571.68	-242,336.07
Bill Pmt -Check	05/12/2022	Epay	Pacific Gas & Electric	X	-395.13	-242,731.20
Bill Pmt -Check	05/12/2022	50190	Automotive & Indust...	X	-382.38	-243,113.58
Bill Pmt -Check	05/12/2022	Epay	Pacific Gas & Electric	X	-295.63	-243,409.21
Bill Pmt -Check	05/12/2022	Epay	Carmel Marina Corp...	X	-233.82	-243,643.03
Bill Pmt -Check	05/12/2022	50191	California Water Ser...	X	-187.35	-243,830.38
Bill Pmt -Check	05/12/2022	50195	Protect-It Incorporated	X	-173.84	-244,004.22
Bill Pmt -Check	05/12/2022	50203	Analgesic Services, ...	X	-146.00	-244,150.22
Bill Pmt -Check	05/12/2022	50194	Pajaro/Sunny Mesa	X	-133.84	-244,284.06
Bill Pmt -Check	05/12/2022	Epay	Spectrum Business	X	-127.98	-244,412.04
Bill Pmt -Check	05/12/2022	Epay	Pacific Gas & Electric	X	-122.21	-244,534.25
Bill Pmt -Check	05/12/2022	Epay	Damm Good Water	X	-115.00	-244,649.25
Bill Pmt -Check	05/12/2022	50199	Ace Hardware	X	-18.31	-244,667.56
Bill Pmt -Check	05/12/2022	Epay	Pacific Gas & Electric	X	-9.86	-244,677.42
Bill Pmt -Check	05/12/2022	50189	Ace Hardware	X	-8.61	-244,686.03
Check	05/12/2022	CCADJ		X	-5.67	-244,691.70
Bill Pmt -Check	05/13/2022	50210	Steinbeck Communi...	X	-1,968.00	-246,659.70
Bill Pmt -Check	05/13/2022	50206	Greenfire	X	-556.00	-247,215.70
Bill Pmt -Check	05/13/2022	50211	Tri-County Fire Prot...	X	-520.04	-247,735.74
Bill Pmt -Check	05/13/2022	50209	Russell Auria Pest C...	X	-90.00	-247,825.74
Bill Pmt -Check	05/15/2022	Epay	Harry J. Wilson Insu...	X	-357.50	-248,183.24
Check	05/16/2022	CCADJ		X	-10.11	-248,193.35
Bill Pmt -Check	05/17/2022	50217	Greenfire	X	-946.80	-249,140.15
Bill Pmt -Check	05/17/2022	50218	R & S Erection	X	-446.09	-249,586.24
Bill Pmt -Check	05/18/2022	Epay	AFLAC	X	-395.66	-249,981.90
Liability Check	05/20/2022		Quickbooks Payroll ...	X	-142,240.25	-392,222.15

**North County Fire Protection District
Reconciliation Detail
1008 - Santa Cruz County Bank, Period Ending 05/31/2022**

Type	Date	Num	Name	Clr	Amount	Balance
Bill Pmt -Check	05/20/2022	Epay	CalPERS - 457	X	-3,342.50	-395,564.65
Check	05/20/2022	CCADJ		X	-5.67	-395,570.32
Check	05/21/2022	CCADJ		X	-5.96	-395,576.28
Bill Pmt -Check	05/24/2022	Epay	Spectrum Business	X	-174.31	-395,750.59
Bill Pmt -Check	05/24/2022	Epay	Spectrum Business	X	-119.98	-395,870.57
Check	05/24/2022	CCADJ		X	-16.75	-395,887.32
Bill Pmt -Check	05/25/2022	50234	Santa Cruz County ...	X	-170,574.04	-566,461.36
Bill Pmt -Check	05/25/2022	50233	Conte's Generator S...	X	-1,169.23	-567,630.59
Check	05/25/2022	CCADJ		X	-109.02	-567,739.61
Check	05/29/2022	CCADJ		X	-3.00	-567,742.61
Bill Pmt -Check	05/31/2022	Epay	CalPERS - CA Publi...	X	-35,894.03	-603,636.64
Bill Pmt -Check	05/31/2022	Epay	Vantage Trust Agent...	X	-1,981.19	-605,617.83
Bill Pmt -Check	05/31/2022	Epay	Mission Linen Servic...	X	-200.56	-605,818.39
Bill Pmt -Check	05/31/2022	Epay	Mission Linen Servic...	X	-193.35	-606,011.74
Bill Pmt -Check	05/31/2022	Epay	Mission Linen Servic...	X	-131.92	-606,143.66
Bill Pmt -Check	06/07/2022	Epay	A.R.B.A.	X	-157.68	-606,301.34
Total Checks and Payments						-606,301.34

Deposits and Credits - 103 items

Deposit	04/20/2022			X	380.00	380.00
Deposit	04/29/2022			X	190.00	570.00
Deposit	05/01/2022			X	3,591.39	4,161.39
Deposit	05/04/2022			X	190.00	4,351.39
Deposit	05/06/2022			X	19,005.98	23,357.37
Deposit	05/09/2022			X	1,805.00	25,162.37
Bill Pmt -Check	05/12/2022	50205	Santa Cruz County ...	X	0.00	25,162.37
Deposit	05/12/2022			X	190.00	25,352.37
Deposit	05/16/2022			X	336.97	25,689.34
Paycheck	05/20/2022	DD1124	Ensley, Thomas	X	0.00	25,689.34
Paycheck	05/20/2022	DD1125	Foxworthy, Robert	X	0.00	25,689.34
Paycheck	05/20/2022	DD1126	Gomez, Ramon	X	0.00	25,689.34
Paycheck	05/20/2022	DD1127	Gonzalez, Carlos F	X	0.00	25,689.34
Paycheck	05/20/2022	DD1128	Harvey, Jonathan	X	0.00	25,689.34
Paycheck	05/20/2022	DD1129	Hasslinger, Garrett	X	0.00	25,689.34
Paycheck	05/20/2022	DD1130	Hasslinger, Harrison	X	0.00	25,689.34
Paycheck	05/20/2022	DD1131	Hasslinger, John	X	0.00	25,689.34
Paycheck	05/20/2022	DD1132	Hernandez Paredes,...	X	0.00	25,689.34
Paycheck	05/20/2022	DD1133	Hewko, Abraham	X	0.00	25,689.34
Paycheck	05/20/2022	DD1134	Hudson, Royce T	X	0.00	25,689.34
Paycheck	05/20/2022	DD1135	Jimenez, Guillermo	X	0.00	25,689.34
Paycheck	05/20/2022	DD1136	Kirkham, Jacob	X	0.00	25,689.34
Paycheck	05/20/2022	DD1138	Madrigal, Manuel	X	0.00	25,689.34
Paycheck	05/20/2022	DD1139	Mendoza, Jesus	X	0.00	25,689.34
Paycheck	05/20/2022	DD1140	Mendoza, Joel	X	0.00	25,689.34
Paycheck	05/20/2022	DD1141	Moulton, Benjamin S	X	0.00	25,689.34
Paycheck	05/20/2022	DD1142	Munoz, Karla D	X	0.00	25,689.34
Paycheck	05/20/2022	DD1144	Outzen, Thomas	X	0.00	25,689.34
Paycheck	05/20/2022	DD1145	Parker, Hayden	X	0.00	25,689.34

**North County Fire Protection District
Reconciliation Detail
1008 - Santa Cruz County Bank, Period Ending 05/31/2022**

Type	Date	Num	Name	Clr	Amount	Balance
Paycheck	05/20/2022	DD1146	Parker, Richard	X	0.00	25,689.34
Paycheck	05/20/2022	DD1147	Pompey, Jarod H.	X	0.00	25,689.34
Paycheck	05/20/2022	DD1148	Rinnhofer, Parker	X	0.00	25,689.34
Paycheck	05/20/2022	DD1149	Rocha, Victor M	X	0.00	25,689.34
Paycheck	05/20/2022	DD1150	Scudder, Peter	X	0.00	25,689.34
Paycheck	05/20/2022	DD1151	Silva, Stanley G	X	0.00	25,689.34
Paycheck	05/20/2022	DD1152	Simon, Jacqueline C	X	0.00	25,689.34
Paycheck	05/20/2022	DD1153	Smith, Richard	X	0.00	25,689.34
Paycheck	05/20/2022	DD1154	Tacheny, Patrick	X	0.00	25,689.34
Paycheck	05/20/2022	DD1155	Tucker, Jeff	X	0.00	25,689.34
Paycheck	05/20/2022	DD1156	Vindhurst, Michael	X	0.00	25,689.34
Paycheck	05/20/2022	DD1157	Wallace, Kyle	X	0.00	25,689.34
Paycheck	05/20/2022	DD1158	Wilson, Brian	X	0.00	25,689.34
Paycheck	05/20/2022	DD1159	Wilson, Emilio	X	0.00	25,689.34
Paycheck	05/20/2022	DD1137	MacLaren, Brendan	X	0.00	25,689.34
Paycheck	05/20/2022	DD1123	Daniels, Aaron	X	0.00	25,689.34
Paycheck	05/20/2022	DD1122	Cortez, Jess	X	0.00	25,689.34
Paycheck	05/20/2022	DD1121	Chapin, Don	X	0.00	25,689.34
Paycheck	05/20/2022	DD1120	Bravo, Carolina	X	0.00	25,689.34
Paycheck	05/20/2022	DD1119	Batinovich, David	X	0.00	25,689.34
Paycheck	05/20/2022	DD1118	Barlow, Jr., Larry	X	0.00	25,689.34
Paycheck	05/20/2022	DD1160	Zwingman, Alan	X	0.00	25,689.34
Paycheck	05/20/2022	DD1117	Baldwin, John P	X	0.00	25,689.34
Paycheck	05/20/2022	DD1143	Nooe, Michael	X	0.00	25,689.34
Deposit	05/20/2022			X	190.00	25,879.34
Deposit	05/22/2022			X	95.00	25,974.34
Deposit	05/22/2022			X	190.00	26,164.34
Deposit	05/24/2022			X	570.00	26,734.34
Deposit	05/25/2022			X	3,780.55	30,514.89
Deposit	05/29/2022			X	380.00	30,894.89
Deposit	05/31/2022			X	190.00	31,084.89
Paycheck	06/03/2022	DD1176	Hernandez Paredes,...	X	0.00	31,084.89
Paycheck	06/03/2022	DD1177	Hudson, Royce T	X	0.00	31,084.89
Paycheck	06/03/2022	DD1178	Jimenez, Guillermo	X	0.00	31,084.89
Paycheck	06/03/2022	DD1179	Kali, Robert	X	0.00	31,084.89
Paycheck	06/03/2022	DD1181	MacLaren, Brendan	X	0.00	31,084.89
Paycheck	06/03/2022	DD1182	Madrigal, Manuel	X	0.00	31,084.89
Paycheck	06/03/2022	DD1183	Mendoza, Jesus	X	0.00	31,084.89
Paycheck	06/03/2022	DD1184	Mendoza, Joel	X	0.00	31,084.89
Paycheck	06/03/2022	DD1185	Moulton, Benjamin S	X	0.00	31,084.89
Paycheck	06/03/2022	DD1186	Munoz, Karla D	X	0.00	31,084.89
Paycheck	06/03/2022	DD1187	Nooe, Michael	X	0.00	31,084.89
Paycheck	06/03/2022	DD1188	Outzen, Thomas	X	0.00	31,084.89
Paycheck	06/03/2022	DD1189	Parker, Hayden	X	0.00	31,084.89
Paycheck	06/03/2022	DD1190	Parker, Richard	X	0.00	31,084.89
Paycheck	06/03/2022	DD1191	Rinnhofer, Parker	X	0.00	31,084.89
Paycheck	06/03/2022	DD1192	Rocha, Victor M	X	0.00	31,084.89
Paycheck	06/03/2022	DD1193	Scudder, Peter	X	0.00	31,084.89
Paycheck	06/03/2022	DD1194	Silva, Stanley G	X	0.00	31,084.89

**North County Fire Protection District
Reconciliation Detail
1008 - Santa Cruz County Bank, Period Ending 05/31/2022**

Type	Date	Num	Name	Clr	Amount	Balance
Paycheck	06/03/2022	DD1195	Simon, Jacqueline C	X	0.00	31,084.89
Paycheck	06/03/2022	DD1196	Smith, Richard	X	0.00	31,084.89
Paycheck	06/03/2022	DD1197	Tacheny, Patrick	X	0.00	31,084.89
Paycheck	06/03/2022	DD1198	Tucker, Jeff	X	0.00	31,084.89
Paycheck	06/03/2022	DD1199	Vindhurst, Michael	X	0.00	31,084.89
Paycheck	06/03/2022	DD1200	Wallace, Kyle	X	0.00	31,084.89
Paycheck	06/03/2022	DD1201	Wilson, Brian	X	0.00	31,084.89
Paycheck	06/03/2022	DD1202	Wilson, Emilio	X	0.00	31,084.89
Paycheck	06/03/2022	DD1180	Kirkham, Jacob	X	0.00	31,084.89
Paycheck	06/03/2022	DD1173	Hasslinger, Garrett	X	0.00	31,084.89
Paycheck	06/03/2022	DD1172	Harvey, Jonathan	X	0.00	31,084.89
Paycheck	06/03/2022	DD1171	Gonzalez, Carlos F	X	0.00	31,084.89
Paycheck	06/03/2022	DD1170	Gomez, Ramon	X	0.00	31,084.89
Paycheck	06/03/2022	DD1169	Foxworthy, Robert	X	0.00	31,084.89
Paycheck	06/03/2022	DD1168	Ensley, Thomas	X	0.00	31,084.89
Paycheck	06/03/2022	DD1166	Cortez, Jess	X	0.00	31,084.89
Paycheck	06/03/2022	DD1165	Chapin, Don	X	0.00	31,084.89
Paycheck	06/03/2022	DD1164	Bravo, Carolina	X	0.00	31,084.89
Paycheck	06/03/2022	DD1163	Batinovich, David	X	0.00	31,084.89
Paycheck	06/03/2022	DD1162	Barlow, Jr., Larry	X	0.00	31,084.89
Paycheck	06/03/2022	DD1203	Zwingman, Alan	X	0.00	31,084.89
Paycheck	06/03/2022	DD1161	Baldwin, John P	X	0.00	31,084.89
Paycheck	06/03/2022	DD1167	Daniels, Aaron	X	0.00	31,084.89
Paycheck	06/03/2022	DD1175	Hasslinger, John	X	0.00	31,084.89
Paycheck	06/03/2022	DD1174	Hasslinger, Harrison	X	0.00	31,084.89
Total Deposits and Credits						31,084.89
Total Cleared Transactions						-575,216.45
Cleared Balance						141,266.98
Uncleared Transactions						
Checks and Payments - 37 items						
Bill Pmt -Check	04/14/2022	50162	Joel S. Mendoza		-813.17	-813.17
Bill Pmt -Check	04/14/2022	50161	Jess Mendoza		-592.63	-1,405.80
Bill Pmt -Check	04/20/2022	Epay	AT&T Monthly		-995.08	-2,400.88
Bill Pmt -Check	05/12/2022	Epay	Santa Cruz County ...		-2,610.56	-5,011.44
Bill Pmt -Check	05/12/2022	50200	NMCUSD - Fuel		-2,032.47	-7,043.91
Bill Pmt -Check	05/12/2022	50202	NMCUSD - Fuel		-2,027.66	-9,071.57
Bill Pmt -Check	05/12/2022	50193	NMCUSD - Fuel		-1,462.46	-10,534.03
Bill Pmt -Check	05/12/2022	50197	Tri-County Fire Prot...		-5,300.67	-11,229.06
Bill Pmt -Check	05/13/2022	50216	FDAC EBA		-758.00	-16,529.73
Bill Pmt -Check	05/13/2022	50207	Monterey County He...		-758.00	-17,287.73
Bill Pmt -Check	05/13/2022	50212	Monterey County He...		-758.00	-18,045.73
Bill Pmt -Check	05/13/2022	50215	Monterey County He...		-520.04	-18,803.73
Bill Pmt -Check	05/13/2022	50214	Tri-County Fire Prot...		-520.04	-19,323.77
Bill Pmt -Check	05/13/2022	50213	Monterey County Inf...		-130.08	-19,453.85
Bill Pmt -Check	05/13/2022	50208	Monterey County Inf...		-130.08	-19,583.93

**North County Fire Protection District
Reconciliation Detail
1008 - Santa Cruz County Bank, Period Ending 05/31/2022**

Type	Date	Num	Name	Clr	Amount	Balance
Bill Pmt -Check	05/18/2022	50221	Central Fire District ...		9,397.56	-28,981.49
Bill Pmt -Check	05/18/2022	50222	Monterey Herald		-643.10	-29,624.59
Bill Pmt -Check	05/18/2022	50223	Carmel Fire Protecti...		-250.00	-29,874.59
Bill Pmt -Check	05/18/2022	50219	Carmel Fire Protecti...		-250.00	-30,124.59
Bill Pmt -Check	05/18/2022	50220	Castroville Commun...		-170.80	-30,295.39
Bill Pmt -Check	05/24/2022	50227	LN Curtis		-77,270.22	-107,565.61
Bill Pmt -Check	05/24/2022	50226	LN Curtis		-20,603.96	-128,169.57
Bill Pmt -Check	05/24/2022	50225	LN Curtis		-18,979.09	-147,148.66
Bill Pmt -Check	05/24/2022	50229	Verizon Wireless		-1,427.42	-148,576.08
Bill Pmt -Check	05/24/2022	50224	Interstate Batteries		-142.02	-148,718.10
Bill Pmt -Check	05/24/2022	50228	Napa Auto Parts		-39.65	-148,757.75
Bill Pmt -Check	05/25/2022	50235	Valley Pacific Petrol...		-1,963.25	-150,721.00
Bill Pmt -Check	05/31/2022	Epay	CalPERS - Retirement...		-58,513.15	-209,234.15
Bill Pmt -Check	05/31/2022	Epay	CalPERS - Retirement...		-13,710.49	-222,944.64
Bill Pmt -Check	05/31/2022	Epay	CalPERS - Retirement...		-6,855.68	-229,800.32
Bill Pmt -Check	05/31/2022	Epay	Santa Cruz County ...		-2,610.56	-232,410.88
Bill Pmt -Check	05/31/2022	Epay	Pacific Gas & Electric		-293.60	-232,704.48
Bill Pmt -Check	05/31/2022	Epay	Mission Linen Servic...		-181.44	-232,885.92
Bill Pmt -Check	05/31/2022	50237	Quality Water, Inc. - ...		-119.63	-233,005.55
Bill Pmt -Check	05/31/2022	50238	Russell Auna Pest C...		-90.00	-233,095.55
Bill Pmt -Check	05/31/2022	50236	CAL FIRE AHA Trai...		-65.00	-233,160.55
Check	05/31/2022	CCADJ			-5.67	-233,166.22
Total Checks and Payments						
					-233,166.22	-233,166.22
Total Uncleared Transactions					-233,166.22	-233,166.22
Register Balance as of 05/31/2022					-808,382.67	-91,899.24
New Transactions						
Checks and Payments - 33 items						
Check	06/01/2022	CCADJ			-39.69	-39.69
Check	06/02/2022	CCADJ			-11.34	-51.03
Liability Check	06/03/2022		Quickbooks Payroll ...		-144,266.27	-144,317.30
Bill Pmt -Check	06/03/2022	50244	US Bank - Bancorp ...		-4,189.00	-148,506.30
Bill Pmt -Check	06/03/2022	50241	Boundtree Medical		-3,545.78	-152,052.08
Bill Pmt -Check	06/03/2022	50243	Target Solutions		-2,720.00	-154,772.08
Bill Pmt -Check	06/03/2022	50242	Summit Uniforms C...		-2,647.97	-157,420.05
Bill Pmt -Check	06/03/2022	50239	American Supply Co...		-504.32	-157,924.37
Bill Pmt -Check	06/03/2022	50245	Analgesic Services, ...		-25.50	-157,949.87
Bill Pmt -Check	06/03/2022	50240	Analgesic Services, ...		-25.50	-157,975.37
Check	06/03/2022	CCADJ			-17.01	-157,992.38
Check	06/04/2022	CCADJ			-5.67	-157,998.05
Bill Pmt -Check	06/07/2022	Epay	CalPERS - CA Publi...		-35,894.03	-193,892.08
Bill Pmt -Check	06/07/2022	Epay	CalPERS - 457		-3,342.50	-197,234.58
Bill Pmt -Check	06/07/2022	50251	Valley Pacific Petrol...		-2,453.28	-199,687.86
Bill Pmt -Check	06/07/2022	Epay	Vantage Trust Agent...		-2,063.98	-201,751.84
Bill Pmt -Check	06/07/2022	50252	Verizon Wireless		-2,039.50	-203,791.34
Bill Pmt -Check	06/07/2022	Epay	CalPERS - CA Publi...		-1,827.76	-205,619.10

North County Fire Protection District
Reconciliation Detail
1008 - Santa Cruz County Bank, Period Ending 05/31/2022

Type	Date	Num	Name	Cir	Amount	Balance
Bill Pmt -Check	06/07/2022	50256	Tech RX		-923.10	-206,542.20
Bill Pmt -Check	06/07/2022	50254	Dawson, Passafium...		-450.00	-206,992.20
Bill Pmt -Check	06/07/2022	Epay	AFLAC		-395.66	-207,387.86
Bill Pmt -Check	06/07/2022	Epay	Harry J. Wilson Insu...		-356.40	-207,744.26
Bill Pmt -Check	06/07/2022	Epay	Pacific Gas & Electric		-281.88	-208,026.14
Bill Pmt -Check	06/07/2022	Epay	Carmel Marina Corp...		-233.82	-208,259.96
Bill Pmt -Check	06/07/2022	50255	NFPA		-175.00	-208,434.96
Bill Pmt -Check	06/07/2022	50248	California Water Ser...		-170.83	-208,605.79
Bill Pmt -Check	06/07/2022	Epay	A.R.B.A.		-157.68	-208,763.47
Bill Pmt -Check	06/07/2022	50250	Pajaro/Sunny Mesa		-148.27	-208,911.74
Bill Pmt -Check	06/07/2022	Epay	Spectrum Business		-127.98	-209,039.72
Bill Pmt -Check	06/07/2022	50249	Monterey One Water		-120.90	-209,160.62
Bill Pmt -Check	06/07/2022	50247	Analgesic Services, ...		-51.00	-209,211.62
Bill Pmt -Check	06/07/2022	50253	Ace Hardware		-18.31	-209,229.93
Bill Pmt -Check	06/07/2022	50246	Ace Hardware		-0.56	-209,230.49
Total Checks and Payments					-209,230.49	-209,230.49
Deposits and Credits - 8 items						
Deposit	06/01/2022				1,330.00	1,330.00
Deposit	06/02/2022				73.44	1,403.44
Deposit	06/02/2022				380.00	1,783.44
Deposit	06/02/2022				5,187.98	6,971.42
Deposit	06/02/2022				65,200.00	72,171.42
Deposit	06/03/2022				570.00	72,741.42
Deposit	06/05/2022				190.00	72,931.42
General Journal	06/06/2022	1302			750,000.00	822,931.42
Total Deposits and Credits					822,931.42	822,931.42
Total New Transactions					613,700.93	613,700.93
Ending Balance					-194,681.74	521,801.69

2:37 PM

06/07/22

North County Fire Protection District
Reconciliation Summary
CCC3106 · CAL CARD - NCFD, Period Ending 05/20/2022

	<u>May 20, 22</u>
Beginning Balance	10,632.86
Cleared Transactions	
Charges and Cash Advances - 27 items	-4,189.00
Payments and Credits - 12 items	<u>10,632.86</u>
Total Cleared Transactions	<u>6,443.86</u>
Cleared Balance	<u><u>4,189.00</u></u>
Register Balance as of 05/20/2022	4,189.00
New Transactions	
Payments and Credits - 11 items	<u>4,189.00</u>
Total New Transactions	<u>4,189.00</u>
Ending Balance	<u><u>0.00</u></u>